



# CLARITY MATRIX HX60 LCD VIDEO WALL



## Clarity Matrix HX60 High Bright LCD Video Wall

For customers seeking a high impact LCD video wall in challenging, bright ambient light environments, the Clarity™ Matrix HX60 LCD Video Wall is an optimized solution that delivers outstanding brightness performance up to 1900 nits, unique off-board architecture with remote electronics and power supplies, and an integrated mounting system. The proven Clarity Matrix architecture optimizes the LCD when tiled into a video wall, reducing weight, depth, heat, and points of failures at the video wall and places them in a convenient location. The Clarity Matrix HX60 features a 60" WXGA resolution (1366x768) display with a ¼" ( 6.5 mm) combined bezel gap, creating virtually seamless arrays of any configuration imaginable.



## Superior Brightness and Contrast

Indoor environments such as airports, corporate lobbies, and retail environments can have outdoor-like ambient light conditions. The Clarity Matrix HX60 delivers outstanding brightness up to 1900 nits as well as contrast ratios that exceed 1,000,000 to 1. With Planar's unique architecture, the LCD and LED backlight run cooler than any other


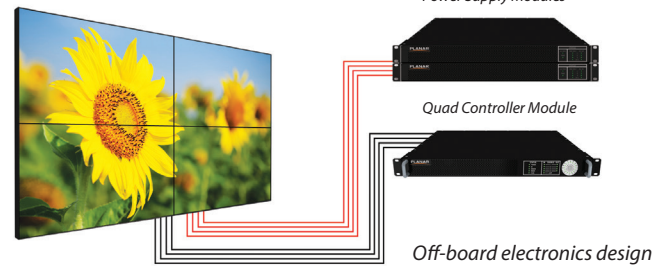
LCD monitor, making it up to 10% brighter than its competition.

With Planar's Advanced Performance LED (AP/LED™) backlight Clarity Matrix HX60 delivers deep blacks and outstanding contrast utilizing algorithms that turn off the backlights when darker or black content is displayed. In addition to superb contrast ratios that Planar's AP/LED backlight provides, this technology provides reduced power consumption while still achieving maximum brightness.

## Unique Architecture & Benefits By Design

At the heart of the Clarity Matrix architecture is a distributed design that takes heat, complexity and unreliability out from behind the LCD panel and replaces it with a centrally located, easily accessible and highly reliable rack-mounted system. The Quad Controller module drives long distance video through Cat 6 cables. The Power Supply modules enable long distance power, which eliminates the need for power outlets behind the displays and also offer a redundant power supply option.

6.5 mm tiled bezel width




## Integrated EasyAxis Mounting System

The Clarity Matrix LCD Video Wall Family includes an EasyAxis™ mounting system which provides perfect panel-to-panel alignment, ultra-shallow depth, and a service position which aids in servicing a LCD in the video wall. The mounting system features alignment spacers, adjustment cams, and a light weight design reducing the weight of the entire video wall and requirements for the support structure.

### CLARITY MATRIX HX60 SPECIFICATIONS

Screen Diagonal	60"
Resolution	1366x768
Brightness Max	1900 Nits
Contrast Ratio (full field typical)	5000:1 (1,000,000:1 w/AP/LED on)
Power consumption	460 watts (Max)
Heat load at LCD (typical)	1570 BTW/hr
Backlight type	Planar's Advanced Performance LED (AP/LED)
Full viewing angle	176 degrees
Operating Temperature	5 - 35° C
Operating Humidity	20-90% RH Non-condensing
Display module position sensing	Auto-sensing integrated
Width by height (WxH)	52.59"x 29.68" (1336 x 754 mm)
Installed depth with mount	6"/152.4 mm
Total weight (includes LCD & mount)	96 lbs (43.6 kg)
Tiled Bezel width	6.5 mm
Tiled image-to-image gap	7.1mm
<b>POWER SUPPLY MODULE</b>	
Type	1U rack mount controller drives up to 2 panels
Redundancy	n+1 redundant power supplies (optional)
Line voltage	100-240 Volts AC, 50/60Hz auto switching
Power status	Diagnostic LED's, health monitoring and alerts
Maximum distance from LCD	100 ft/30m max backlight
<b>QUAD CONTROLLER MODULE</b>	
Type	1U rack mount controller drives up to 4 panels
Inputs	4 single link DVI with HDCP Dual link DVI in and out
Image scaling	Clarity Big Picture Plus 32x32 maximum
Mullion compensation	Integrated Clarity WallNet (LAN) (optional) RS-232 IR remote control
Frame lock	59-60.5 Hz
Controller status	Diagnostic LED's, health monitoring and alerts
Maximum distance from LCD	125 ft/38 m max backlight

### Front



### Side

